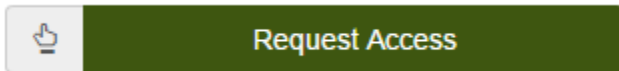


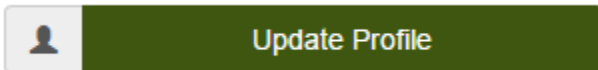
Features of MILogin Home Page

❖ Request Access




- Allows you to add various applications including MAPS, CHAMPS, CEPI and more.
- Instructions on Requesting Access to MCIR can be found at <https://www.mcir.org/registration/>

❖ Update Profile



- Update Profile allows you to change your email, work and mobile phone and your name.



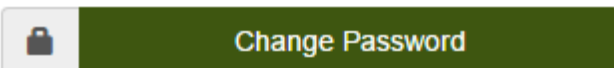
MILogin for Third Party

Update Profile - Step 1 of 2

* = Required Fields

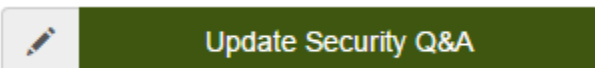
*First Name	Middle Initial	*Last Name	Suffix
<input type="text" value="Mary"/>	<input type="text"/>	<input type="text" value="Sunshine"/>	<input type="text"/>
*Email Address	*Confirm Email Address		
<input type="text" value="SunshineM@mcir.org"/>	<input type="text" value="SunshineM@mcir.org"/>		
*Work Phone Number	Mobile Number		
<input type="text" value="517-555-1234"/>	<input type="text"/>		

❖ Change Password



- Allows you to change your password, it is beneficial to update your password before it expires.

❖ Update Security Q&A



- Allows you to change and update your security questions. Security questions are used to retrieve a forgotten password.

Never share your user ID, password or security Q&A. MCIR contains protected health information and sharing login information is a violation of the MCIR User Agreement.